

UKULELE WEEK 7

Save the date!
April 22nd
Tuesday Evening
6 to 7:30 pm

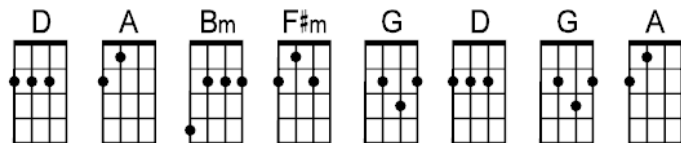
at the Delray Beach Public Library



E-mail: Tavitandlynn@gmail.com
Website: InBedByTen.Weebly.com

Pachelbel's Canon in D

Johannes Pachelbel



(and you thought ukulele players weren't classy?)

This Weeks Songs:

- (1) Bye Bye Love
- (2) Skinnamarink
- (3) Will You Still Love Me
- (4) Rain On The Roof
- (5) Midnight Turning Day Blues
- (6) Singing The Blues
- (7) Eight Days A Week
- (8) Tonight You Belong To Me
- (9) Instructional material: How to "noodle" with Blues in C
... and a bunch of easier songs too!

A group of students were asked to list what they thought were the present "Seven Wonders of the World." Though there were some disagreements, the following received the most votes: 1. Egypt's Great Pyramids, 2. Taj Mahal 3. Grand Canyon 4. Panama Canal 5. Empire State Building 6. St. Peter's Basilica and 7. China's Great Wall.

While gathering the votes, the teacher noted that one student had not finished her paper yet. So she asked the girl if she was having trouble with her list. The girl replied, "Yes, a little. I couldn't quite make up my mind because there were so many." The teacher said, "Well, tell us what you have, and maybe we can help."

The girl hesitated, then read, "I think the 'Seven Wonders of the World' are:

1. to see 2. to hear 3. to touch 4. to taste 5. to feel 6. to laugh 7. and to love."

The room was so quiet you could have heard a pin drop.

Bye Bye Love

A popular song written by Felice and Boudleaux Bryant and published in 1957.
It is best known in a debut recording by The Everly Brothers

Chorus:

[C] Bye bye [G] love [C] bye bye [G] happiness
[C] Hello [G] loneliness I think I'm a [D7] gonna [G] cry [G7]
[C] Bye bye [G] love [C] bye bye [G] sweet caress
[C] Hello [G] emptiness I feel like [D7] I could [G] die
[G] Bye bye my [D7] love good [G] bye

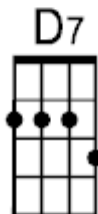
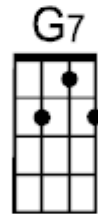
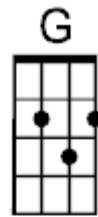
There goes my [D7] baby with someone [G] new
[G] She sure looks [D7] happy I sure am [G] blue
She was my [C] baby till he stepped [D7] in
Goodbye to romance that might have been [G] [G7]

Chorus

[G] I'm through with [D7] romance
I'm through with [G] love
[G] I'm through with [D7] counting
the stars a-[G]-bove
And here's the [C] reason that I'm so [D7] free
My lovin' [D7] baby is through with me [G] [G7]

Chorus

[G] Bye bye my [D7] love good-[G]-bye
[G] Bye bye my [D7] love good-[G]-bye



Skinnamarink


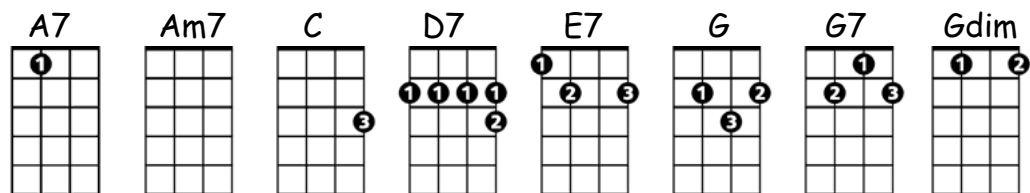
G *Gdim* *G* *Gdim* *G* *Gdim* *D7*
Skinnamarink-adink-adink, Skinnamarink-adoo, I - Love - You!!

Am7 *D7* *Am7* *D7* *Am7* *D7* *G*
Skinnamarink-adink-adink, Skinnamarink-adoo, Yes - I - do!

G *G7* *C*
I love you in the morning and in the afternoon

A7 *D* *D7*
I love you in the evening, beneath the silvery moon

G *Gdim* *G* *E7* *A7* *D7* *G*
Skinnamarink-adink-adink, Skinnamarink-adoo, I - Love - You!!



Easy D7

Will You Still Love Me Tomorrow

By Gerry Boffin & Carole King. Recorded by The Shirelles in 1960

4/4 **Key of : G**

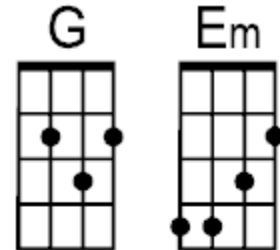
Latin Strum: D - D (arpegg) - U - U - D - U (arpeggiate the 2nd downstroke)
1 2 & & 4 &

To-[G]night you're [Em] mine com-[C]pletely [D]

[G] You give your [Em] love so [C] sweetly [D]

To-[B7]night the light of [Em] love is in your eyes

[C] But will you [D] love me to-[G]morrow?

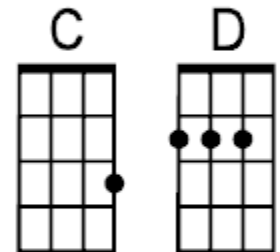


[G] Is this a [Em] lasting [C] treasure [D]

[G] or just a [Em] mo-ment's [C] pleasure [D]

Can [B7] I believe the [Em] magic of your sighs?

[C] Will you still [D] love me to-[G]morrow?

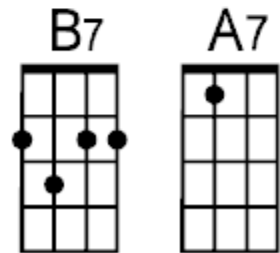


To-[C]night with words un-[G]spoken

[C] You say that I'm the only [G] one

[C] But will my heart be [G] broken

When the [A7] night meets the morning [D] sun?



[G] I'd like to [Em] know that [C] your love [D]

[G] is love I [Em] can be [C] sure of [D]

So [B7] tell me now, and [Em] I won't ask again

[C] Will you [D] love me to-[G]morrow?

[C] Will you [D] love me to-[G]morrow?

[C] Will you still... [D] love me... to-[C]-mor----[G]-row? [fade]

RAIN ON THE ROOF

Songwriter: JOHN SEBASTIAN

Intro: [A7] / [D] / [A7] / [D] / [E7] / [A] / [Em] / [A7] /

Verse 1:

[D] You and me and rain on the roof
[A7] Caught up in a [D] summer shower
[A7] Dryin' while it [D] soaks the flowers
[E7] Maybe we'll be [A7] caught for hours
[Em] Waitin' out the [A] sun [A7]

Refrain 1:

[D] You and me were gabbin' away
Dreamy conversation sittin' in the [A7] hay
Honey, [D] how long was I laughing in the [G] rain with you
'Cause I [D] didn't feel a drop 'til the [A7] thunder brought us [D] to

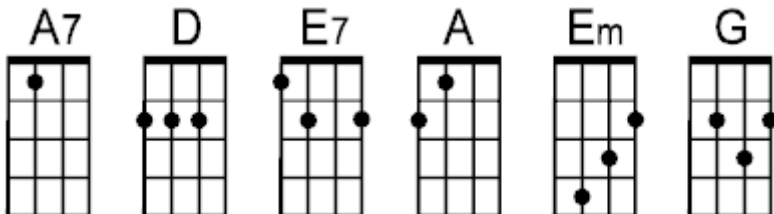
[Repeat Intro]

Refrain 2:

[D] You and me underneath the roof of tin
Pretty comfy feelin' how the rain ain't leakin' [A7] in
[D] We can sit and dry just as [G] long as it can pour
'Cause the [D] way it makes you look makes me [A7] hope it rains some [D] more

[Repeat Intro]

[Repeat Verse 1]



MIDNIGHT TURNING DAY BLUES

(aka. Blue Yodel No. 6) written by Jimmie Rodgers 1929.
This is Merle Haggard's Version

[C] One of these mornings I'm sure gonna leave this town
[F] One of these mornings I'm sure gonna leave this [C] town
'Cause a [G7] triflin' woman sure keeps a good man [C] down.

[C] Yes, she left me this morning midnight was turning day
[F] She left me this morning midnight was turning [C] day
I didn't [G7] have no blues till my good gal went a-[C]-way.

[C] I got the blues like midnight moon shining bright as day
[F] I got the blues like midnight moon shining bright as [C] day
I wish a [G7] tor-na-do would blow my blues a-[C]-way.

Fill (same melody as verses): [C] [F] [C] [G7] [C]

When a man is down and out a woman don't want him round
Hey, when a [F] man is down and out a woman don't want him [C]
round
But when a [G7] man's got money he's the sweetest guy in [C] town.

A woman will follow you right to the jailhouse door
Hey, a [F] woman will follow you right to the jailhouse [C] door
Then she'll [G7] laugh and tell you that you can't fuss and fight no [C]
more.

I got the [C] blues like midnight moon shining bright as day Lord Lord
I got the [F] blues like midnight moon shining bright as [C] day
I wish a [G7] tor-na-do would blow my blues a-[C]-way .



*Ukulele Arr.
by Tavit*

Singing The Blues

Released in October 1956 by Guy Mitchell and spent nine weeks at number 1 on the U.S. *Billboard* chart from December 8, 1956, to February 2, 1957

Well, I [C] never felt more like [F] singin' the blues
'Cause [C] I never thought that
[G7] I'd ever lose, your [F] love dear
[G7] Why'd you do me that [C] way [F] [C] [G7]

I [C] never felt more like [F] cryin' all night
When [C] everything's wrong
And [G7] nothin' ain't right with-[F]-out you
[G7] You got me singing the [C] blues [F] [C] [C7]

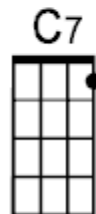
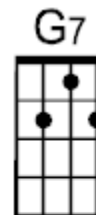
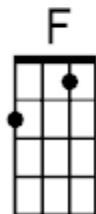

The [F] moon and stars no [C] longer shine
The [F] dream is gone I [C] thought was mine
There's [F] nothing left for [C] me to do
But cry over [G7] you

Well I [C] never felt more like [F] runnin' away
But [C] why should I go
'Cause [G7] I couldn't stay, [F] without you
[G7] You got me singing the [C] blues [F] [C] [G7]

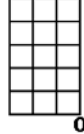
Whistle or kazoo verse Chords end with [F] [C] [G7]

The [F] moon and stars no [C] longer shine
The [F] dream is gone I [C] thought was mine
There's [F] nothing left for [C] me to do
But cry over [G7] you

Well I [C] never felt more like [F] runnin' away
But [C] why should I go
'Cause [G7] I couldn't stay, [F] without you
[G7] You got me singing the [C] blues [F] [C]

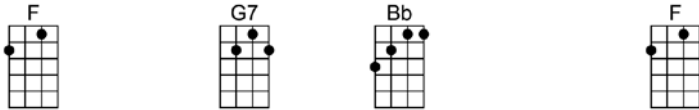


SING A

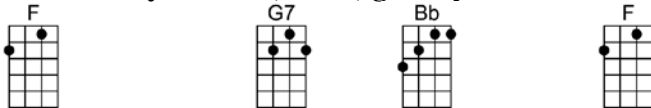


EIGHT DAYS A WEEK

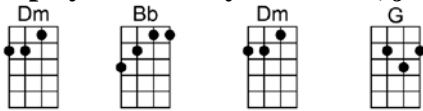
4/4 1...2...1234



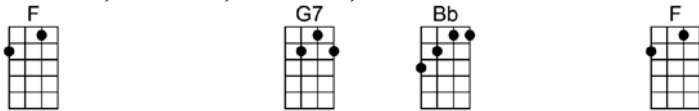
Ooh I need your love, babe, guess you know it's true



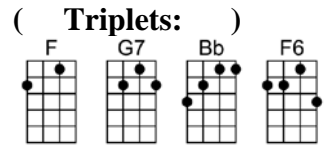
Hope you need my love babe, just like I need you.



Hold me, love me, hold me, love me



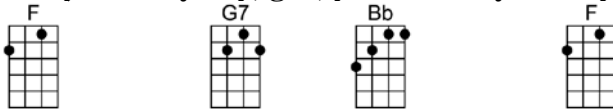
Ain't got nothin' but love, babe, eight days a week. CODA: 8 days a week X3



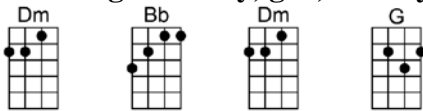
4 4 4



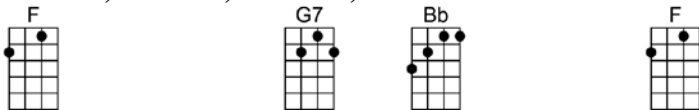
Love you every day, girl, you're always on my mind.



One thing I can say, girl, I love you all the time.



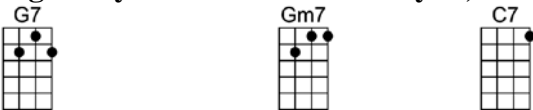
Hold me, love me, hold me, love me



Ain't got nothin' but love, babe, eight days a week



Eight days a week I lo-o-o-ove you,



Eight days a week is not enough to show I care Repeat 1st verse (Ooh I need....)

TONIGHT YOU BELONG TO ME

Written in 1926 by lyricist Billy Rose and composer Lee David.
It was recorded in 1927 by Gene Austin.



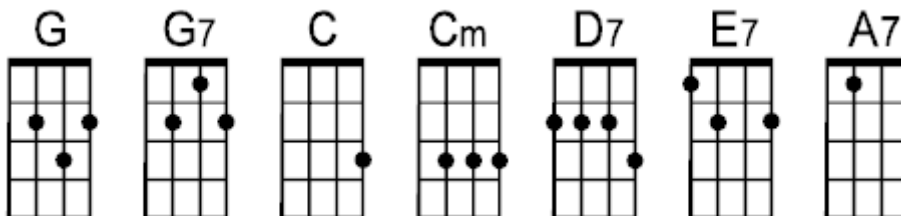
I [G] know (I know) you be-[G7]-long, to [C] some~body
[Cm] new. But to-[G]-night, you be-[D7]-long to [G] me.

Al-[G]-though (although) we're a-[G7]-part, you're a [C] part of
my [Cm] heart. And to-[G]-night, you be-[D7]-long to [G] me.
[G7]

Way [Cm] down, by the stream, how sweet it will seem
Once [G] more, just to [E7] dream, in the [A7] moonlight...
[one strum of D7 and stop]

[tacet] My honey I [G] Know (I know) with the [G7] dawn, that
[C] you, will be [Cm] gone, But to-[G]-night, you be-[D7]-long,
to [G] me.

Just little [D7] old [G] me.

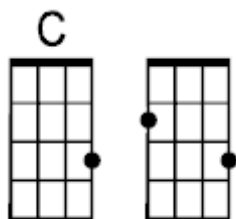


"Noodling" the BLUES in 'C'

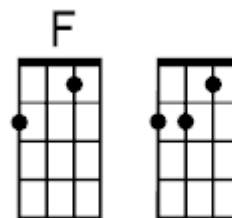


The Blues can be great to just "noodle" around with. This is a very basic introduction into noodling with blues tunes that are in the key of 'C'

The usual chords in a C blues progression would be C F G7, but we can fool around a bit and add some "swing" to these by adding another note to the C and F chords. Instead of playing 4 strums of a straight C chord, every other beat, place your 1st finger down on the A note of the 4th string -

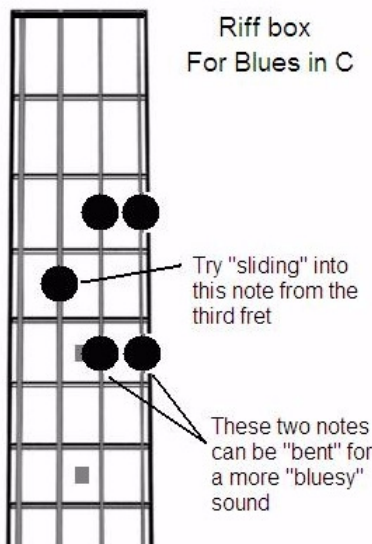


Now do a similar thing with the F chord That is, add your 3rd finger to the 2nd fret of the 3rd string, like so...



Told you it would be "basic" but it's pretty cool, right?

OK... for more fun... Grab somebody who plays uke and have them place a C blues progression. Now try using the notes (in black) in the picture below. These notes will sound great with the C blues. Try sliding into that note on the 3rd string (sounds cool, huh?). **Now try bending (pushing) one of those two notes shown on the 5th fret... or slowly releasing the note from a pushed position.** These five notes can be arranged in hundreds of ways! Rock on, baby, rock on!



And here's an EXCELLENT backing track on YouTube for practicing:

https://www.youtube.com/watch?v=5_1KRY6I8CA

There are lots of "turnarounds." Start it after the first strum of the last C in the song. Here's one for a C blues:

A	7	6	5	3
E				
C	7 7	6 6	5 5	4
G				