

Only cool people play the ukulele. You ever notice that? People wish they could be like us, but they can't!

UKULELE!



at **Delray Public**
THE Library

"I don't know how to solve the problems of the world but I have a feeling it has something to do with the ukulele." Marianne Brogan - Organizer, Portland Uke Fest

"The ukulele is a portal that only very happy people pass through." Unknown

"Everybody should have and play a uke. it's so simple to carry with you and it is one instrument you can't play and not laugh." George Harrison

"It's hard to be egotistical when you're holding a ukulele." Dustin Eckert

"One of the things I love about being a ukulele player is that no matter where I go in the world to play, the audience has such low expectations." Jake Shimabukuro

Shower daily and be nice to people. ok? And, when in doubt about life, play your ukulele.

Basic Ukulele Chords

C 	D 	E 	F 	G 	A 	B
Cm 	Dm 	Em 	Fm 	Gm 	Am 	Bm
C7 	D7 	E7 	F7 	G7 	A7 	B7
Cmaj7 	Dmaj7 	Emaj7 	Fmaj7 	Gmaj7 	Amaj7 	Bmaj7
Cm7 	Dm7 	Em7 	Fm7 	Gm7 	Am7 	Bm7
	D7 	E7 	← (The easy ways to play D7th & E7th chords)			

UKULELE Strumming Patterns

Beginners Strum: dududu (down up down up down up)
Swing Strum: DuDuDu (DOWN up DOWN up DOWN up))

The following information is from the Ukulele Hunt website at:
<http://ukulelehunt.com/2011/06/29/ukulele-strumming-patterns/>

(dashes indicate very slight pauses in the strumming patterns)

Pattern 1: d – d u – u d -

Pattern 2: d – d u – u d u

Pattern 3: d – d – d u d u

Pattern 4: d – d u d u d u

Pattern 5: d – d u

Pattern 6: d u x u

Pattern 7: d – d u – u d u- u d u – u d -

Pattern 8: d u D U d u D U

Pattern 9: d u x u d u x u

Pattern 10: –d – d – d – d

Pattern 11: – - d u – - d -

Pattern 12: d – d u d -

Pattern 13: d – d u d u

UKULELE RESOURCES

1000's of free printable song sheets from the Internet:

1. *In Bed By Ten* (my website): <http://inbedbyten.weebly.com/>
2. *Richard G's Ukulele Songbook*: www.scorpexuke.com/songs.html
3. *Dr. Uke's Songs*: www.doctoruke.com/songs.html
4. *Ukster Brown's Place*: <http://www.uksterbrown.com/song-sheets.html>
5. *Bytownukulele Group*: <http://www.bytownukulele.ca/Songs.aspx>

Buying a ukulele (and tuner):

Always compare two or three ukuleles. Never buy a uke just for price or looks, BUT compare prices between stores! BTW - you CAN negotiate prices in a store! Have the store tune them for you. Ask if there is anyone there that can play each so you can hear them. Strum each ukulele and listen for (1) the clarity of each note, (2) a general warmth of sound, and very, very importantly (3) the resonance (how prolonged the sound is). You want the ukulele to "ring out" for a while! Buy a ukulele that you are proud to own. Definitely buy a tuner (about \$20), and a case. Many times, if you buy from the Internet a ukulele can cost up to 30% less than in a store.

Decent inexpensive (under \$100) ukes to try: (1) Makala Dolphin -soprano, (2) Lanikai LU-21C - concert, (3) Lanikai LU-21P -soprano, (4) Kala Makala MK-T -tenor. (and many others)

Stores: George's Music 7830 Byron Drive, West Palm Beach 561-242-0345 /// Sam Ash Music 5460 W. Sample Rd, Margate 954-975-3390 /// Guitar Center 4449 Lyons Road, Coconut Creek 954-973-7162 /// Chafin Music 608 N. Dixie Hwy, Lake Worth 561-585-4641

Learning Chords and Chord Shapes:

As a general rule; you should use your first (pointer) finger for notes on the first fret, second finger for notes on the second fret, etc.

If you can ever find an easier way to play a chord, DO IT! For difficult chords, look at the music and see what chord you are coming from, or going to. This will often be helpful in learning what fingers need to be moved, or which can stay where they are.

Learning chords requires muscle memory. It takes time. Start with easy songs and progress slowly. Eventually your fingers will do what you want, and learning new chords will become easier.

When in doubt, use the "Zen Chord" (aka: the IMC, or if done on purpose; "chunking").

Strumming the Ukulele:

DO NOT strum over the sound hole (as you would a guitar). DO Strum at the base of the neck. Generally, strum DOWN with the fingernail of your pointer finger, and strum UP with the pad of the same finger. DO NOT strum with you thumb!

Me:

Tavit & Lynn Smith Email: Tavitandlynn@gmail.com Phone: 561-665-1718
Website: Inbedbyten.weebly.com

Show Me The Way To Go Home

(Strum Pattern: Swing Strum)

C
Show me the way to go home,

F C
I'm tired and I want to go to bed.

I had a little drink about an hour ago

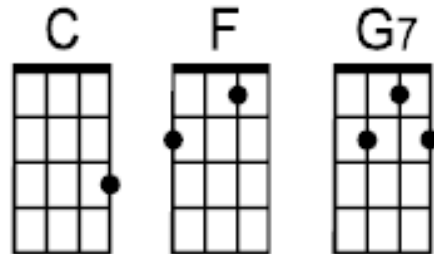
G7
And it went right to my head,

C
No matter where I roam,

F C
On land or sea or foam,

You will always hear me singing this song

G7 C
Show me the way to go home.



An intellectual version of the above...

Indicate the direction of my abode,
I'm fatigued and I want to repose.
I had liquid refreshments sixty minutes ago
And it's gone straight to my cerebellum
Where ever I may perambulate
On land or sea or agitated water
You can always hear me singing this melody
Indicate the direction of my abode

Never Ending Song Of Love For You

By Delany & Bonnie 1971

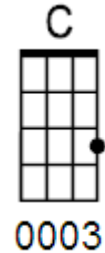
Strumming pattern: d - du ... d - du ... d - du ... (pattern #5)

[C arpegg] I've got a [C] never-ending love for [G] you

From now on that's all I want to [C] do

From the first time we met I [G] knew

I'd have a never-ending love for [C] you

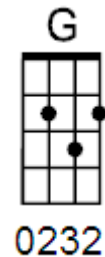


I've got a never-ending love for [G] you

From now on that's all I want to [C] do

From the first time we met I [G] knew

I'd sing my never-ending song of love for [C] you

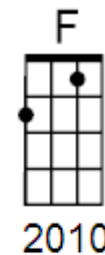


***After [F] all this time of being alone

We can [C] love one another, live for each other

From now [F] on

[G] Feels so good I can hardly stand it



[C] Never ending love for [G] you

From now [G] on that's all I want to [C] do

From the first time we met I [G] knew

I'd have a never-ending love for [C] you

(Out-tro) - I'd sing my [G] never-ending song of love for [C] you

Hey Good Lookin'

(Written and recorded by Hank Williams Sr., 1951.)

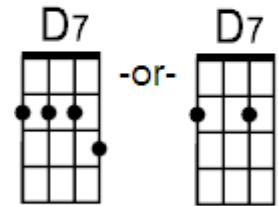
Strum Pattern: Swing Strum (or pattern #2)

(F) //// (G7) //// (C) //// (G7) ////

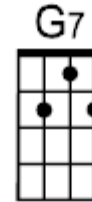
Say (C) hey, good lookin', whatcha got cookin'?
(D7) How's about cookin' (G7) somethin' up with (C) me? (G7)
(C) Hey, sweet baby, don't you think maybe
We could (D7) find us a (G7) brand new reci-(C)-pe? (C7)



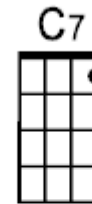
And (F) I know a spot right (C) over the hill.
(F) There's soda pop and the (C) dancin's free,
I got a (F) hot-rod Ford and a (C) two-dollar bill
So if you (D7) wanna have fun come a-(G7)-long with me.



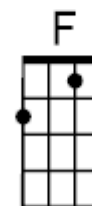
Say (C) hey, good lookin', whatcha got cookin'?
(D7) How's about cookin' (G7) somethin' up with (C) me?



I'm (C) free and ready, so we can go steady.
(D7) How's about savin' (G7) all your time for (C) me? (G7)
(C) No more lookin', I know I've been taken.
(D7) How's about keepin' (G7) steady compa-(C)-ny? (C7)



I'm gonna (F) throw my date-book (C) over the fence
And (F) find me one for (C) five or ten cents.
I'll (F) keep it 'til it's (C) covered with age
'Cause I'm (D7) writin' your name down on (G7) every pag



Say (C) hey, good lookin', whatcha got cookin'?
(D7) How's about cookin' (G7) somethin' up with (C) me?

YES SIR, THAT'S MY BABY!

Composed by Walter Donaldson Lyrics by Gus Kahn 1925

G

Who's that coming down the street?

D7

Who's that looking so petite?

G D7

Who's that coming down to meet me here?

G

Who's that you know who I mean,

D7

Sweetest "who" you've ever seen,

A7

D7

I could tell him (her) miles away from here.

G

Yes sir, that's my baby

D7

No sir, I don't mean maybe

G D7

Yes sir, that's my baby now

G

Yes, ma'am, we've decided

D7

No ma'am, we won't hide it

G

Yes, ma'am, you're invited now

G7

C

Oh by the way, oh by the way

A7

D7

When we reach the preacher I'll say (with feeling!)

G

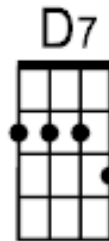
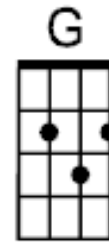
Yes sir, that's my baby

D7

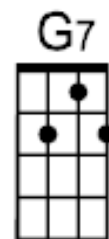
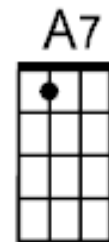
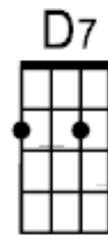
No sir, I don't mean maybe

G

Yes sir, that's my baby now!



-OR-




Somewhere Over the Rainbow

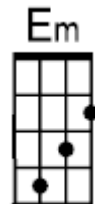
by E.V. Harburg and Harold Arlen

Strum Pattern #2: d - du - udu

[C] Somewhere [Em] over the rainbow
[F] Way up [C] high
[F] There's a [C] land that I heard of
[G7] Once in a lulla-[C]-by

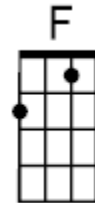


[C] Somewhere [Em] over the rainbow
[F] Skies are [C] blue
[F] And the [C] dreams that you dare to
[G7] Dream really do come [C] true

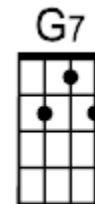


Chorus:

Some [C] day I'll wish upon a star
And [G7] wake up where the clouds
are far be-[F]-hind me
Where [C] troubles melt like lemon drops
A-[G7]-way above the chimney tops
That's [Am] where you'll [F] find me

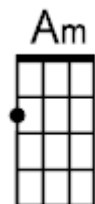


[C] Somewhere [Em] over the rainbow
[F] Bluebirds [C] fly
[F] Birds fly [C] over the rainbow
[G7] Why then, oh why can't [C] I?



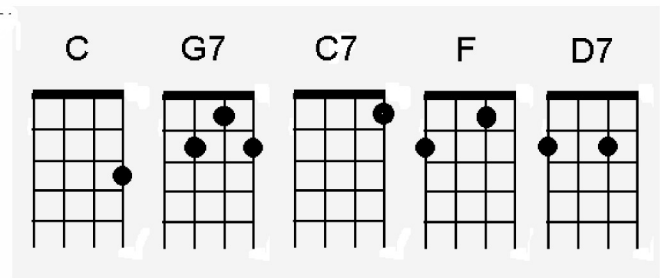
Ending:

[C] If happy little bluebirds fly
Be-[G7]-yond the rainbow
Why, oh [F] why [G7] can't [C] I?



Bring Me Sunshine

Sylvia Dee and Arthur Kent 1966?



C **G7**
Bring me Sunshine, in your smile,
C
Bring me Laughter, all the while,
C7 **F**
In this world where we live, there should be more happiness,
D7 **G7**
So much joy you can give, to each brand new bright tomorrow,

G7 **C** **G7**
Make me happy, through the years,
C
Never bring me, any tears,
C7 **F**
Let your arms be as warm as the sun from up above,
D7 **G7** **C**
Bring me fun, bring me sunshine, bring me love.

C **G7**
Bring me Sunshine, in your eyes,
C
Bring me rainbows, from the skies,
C7 **F**
Life's too short to be spent having anything but fun,
D7 **G7**
We can be so content, if we gather little sunbeams,

C **G7**
Be light-hearted, all day long,
C
Keep me singing, happy songs,
C7 **F**
Let your arms be as warm as the sun from up above,
D7 **G7** **C**
Bring me fun, bring me sunshine, bring me love.