

# UKULELE WEEK 3

at the  
Kingston Free Library 2014

Be There Or Be Square!  
July 23<sup>rd</sup>, August 6<sup>th</sup>, August 20<sup>th</sup>, September 3<sup>rd</sup>, and ?...  
(all on Wednesdays from 6 to 8pm)



E-mail: [mike.fabre68@gmail.com](mailto:mike.fabre68@gmail.com)  
Website: [InBedByTen.Weebly.com](http://InBedByTen.Weebly.com)

## This Week's Songs:

Another Saturday Night  
You Are My Sunshine  
Jamaica Farewell  
Singing The Blues  
Country Roads  
Itsy Bitsy Teeny Weeny

(Also: "Dressing Up" Songs so we sound cool and hip)

Oh... and a review of songs and skills from the last two sessions.



A group of students were asked to list what they thought were the present "Seven Wonders of the World." Though there were some disagreements, the following received the most votes:

1. Egypt's Great Pyramids 2. Taj Maha 3. Grand Canyon 4. Panama Canal 5. Empire State Building  
6. St. Peter's Basilica 7. China's Great Wall.

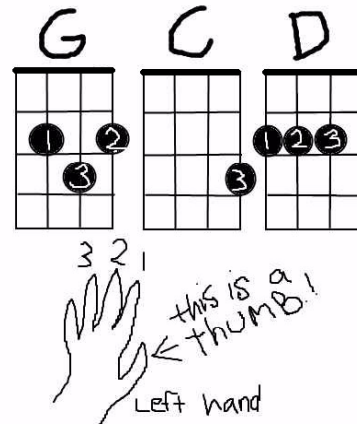
While gathering the votes, the teacher noted that one student had not finished her paper yet. So she asked the girl if she was having trouble with her list. The girl replied, "Yes, a little. I couldn't quite make up my mind because there were so many."

The teacher said, "Well, tell us what you have, and maybe we can help." The girl hesitated, then read, "I think the 'Seven Wonders of the World are: 1. to see 2. to hear 3. to touch 4. to taste 5. to feel 6. to laugh 7. and to love."

The room was so quiet you could have heard a pin drop.

# Another Saturday Night

Words & Music: Sam Cooke (1963 hit single)



## CHORUS:

Another [G] Saturday night and I [C] ain't got nobody.  
[G] I've got some money 'cause I [D] just got paid.  
Oh [G] how I wish I had [C] someone to talk to,  
[G] I'm in an [D] awful [G] way.

[G] I got in town a [D] month ago. I [G] seen a lot of girls since  
[C] then. If I could [G] meet 'em I could get 'em; but as [C] yet I  
haven't met 'em. That's [G] why I'm in the [D] shape I'm [G] in.  
Oh!

## CHORUS

[G] Another fella [D] told me, he had a [G] sister who looked just  
[C] fine. Instead of [G] being my deliverance, she [C] had a  
strange resemblance. To a [G] cat named [D] Franken-[G]-stein.

## CHORUS

[G] It's hard on a [D] fella when [G] he don't know his way  
a[C]round. If I don't [G] find me a honey to [C] help me spend my  
money. I'm [G] gonna have to [D] blow this [G] town.

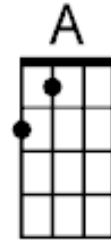
## CHORUS 2x

# YOU ARE MY SUNSHINE

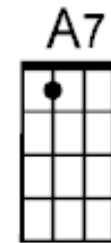
by Jimmie Davis and Charles Mitchell (First recorded in 1939).

## Chorus:

[A] You are my sunshine, my only [A7] sunshine  
You make me [D] happy when skies are [A] gray  
You'll never [D] know dear, how much I [A] love you  
Please don't [E7] take my sunshine a-[A]-way

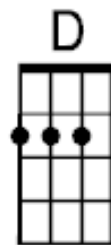


The other [A] night dear, as I lay [A7] sleepin'  
I dreamed, I [D] held you by my [A] side  
When I a-[D]-woke dear, I was mis-[A]-taken  
And I [E7] hung my head and [A] cry



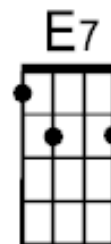
## Chorus

You told me [A] once dear, you really [A7] loved me  
And no one [D] else could come be-[A]-tween  
But now you've [D] left me and you love an-[A]-other  
And you have [E7] shattered all my [A] dreams



## Chorus

I'll always [A] love you and make you [A7] happy  
If you will [D] only say the [A] same  
But if you [D] leave me to love an-[A]-other  
But you'll re-[E7]-gret it all some [A] day



## Chorus

Please don't [E7] take my sunshine a-[A]way

# Jamaica Farewell

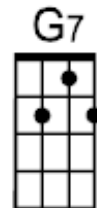
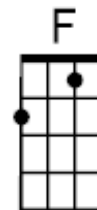
**INTRO:** [C] [F] [G7] [C] [C]  
My [C] heart is down, my head is [F] turning around  
I had to [G7] leave a little girl/boy in [C] Kingston town

## Verse 1.

[C] Down the way where the [F] nights are gay  
And the [G7] sun shines gaily on the [C] mountain top  
[C] I took a trip on a [F] sailing ship  
And when I [G7] reached Jamaica I [C] made a stop

## Chorus

[C] But I'm sad to say, [F] I'm on my way  
[G7] Won't be back for [C] many a day  
My [C] heart is down, my head is [F] turning around  
I had to [G7] leave a little girl/boy in [C] Kingston town



## Verse 2.

[C] Down at the market [F] you can hear  
Ladies [G7] cry out while on their [C] heads they bear  
[C] Akee, rice, salt, [F] fish are nice  
And the [G7] rum is fine any [C] time of year

## (Chorus)

## Verse 3.

[C] Sounds of laughter [F] everywhere  
And the [G7] dancing girls sway [C] to and fro  
[C] I must declare my [F] heart is there  
Though I've [G7] been from Maine to [C] Mexico

## (Chorus x 2)

I had to [G7] leave a little girl/boy in [C] Kings-[G7]-ton [C] town



# "Dressing Up" songs so we are cool and hip

OK, here's the thing -- just because a song says to use a certain chord doesn't mean we have to follow the rules. It's OK to be a rebel sometimes.

We can actually "dress up" songs by playing around with the chords by (1) moving them up or down the neck a fret or two, and (2) inserting or taking notes away from the chords we are using.

In the very simple song below, "Show Me The Way To Go Home," try moving the "D" chord down a fret (toward the uke head) and back to its proper position. Now try the same thing with the "G" chord.

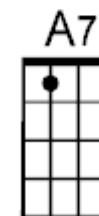
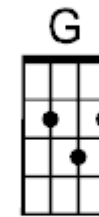
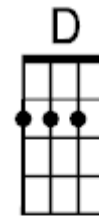
When you play the "A7" chord, try "bending" the 1st string 3rd fret to create a "bluesy" sound.

When playing a "D" chord, you can also try "barring" the first 3 strings and strumming a quick 7th -6th-5th fret run (this is a E - Eb- D run). Or, how 'bout a Am7 - Am7aug5 - D (0000 - 1110 - 2220 and end it with a funky 2224) Yowza! Mind-blowing!

Wah-la! We've just become improvisational ukulele players. We are cool, nobody else is. We rule! Get out of our way.

## Show Me The Way To Go Home

[D] Show me the way to go home  
I'm [G] tired and I want to go to [D] bed  
I had a little drink about an hour ago  
And it [A7] went right to my head  
No [D] matter where I roam  
On [G] land or sea or [D] foam,  
You will always hear me singing this song  
[A7] Show me the way to go [D] home!





# "Dressing Up" songs so we are cool and hip Part II.

---

Let's talk about a few other cool things we could do to dress up a song.

"CHUNKING" (using Fret hand muting)

First, let's think about throwing a bit of percussion into the song by "chunking" (known by many other names). Try dampening the strings by using your fretting hand (left hand). Just hold the neck lightly covering all of the strings. Now use "sharp" up and down strums to create a percussive sound.

"CHUNKING" (using Strum hand (palm) muting)

As above, but at the end of a strum, lightly bend your strumming hand until your palm hits the strings (muting them). You can use this technique – as well as the above technique- to cut the sustain of the note(s).

ARPPEGGIO STRUMS

An *arpeggio strum* is a technique where you strum the notes of a chord in sequence, one after the other, rather having them sound out simultaneously. Many players do this using a "fan" strum. (Fan strumming is for future (maybe) discussion)

STRING BENDING

Pushing (or pulling) a string to create a "bending sound." You can also "Pre-bend" a string and slowly release it to create a unique sound.

USING CHORD NOTES

A fun thing to try is to add different notes to a chord you are playing – from other chords in the song. Chords are made up of the notes of the scale that makes up the "Key" of the song that you are playing in. That means that *most of the time* you may be able to use any of the notes that make up any of the chords that will be in your song.

MISC. Techniques:

Strumming down on the top two strings alternating by strumming up on the bottom two strings can be a refreshing change from full strums.

# Singing The Blues

by Marty Robbins

## Verse 1.

Well I [C] never felt more like [F] singin' the blues  
'Cause [C] I never thought that [G7] I'd ever lose your [F] love  
dear  
[G7] Why'd you do me this [C] way? [F]-[C]-[G7]

## Verse 2.

Well I [C] never felt more like [F] cryin' all night  
'Cause [C] every thing's wrong and [G7] nothin' ain't right, with-  
[F]-out you.  
[G7] You got me singin' the [C] blues [F]-[C]-[G7]

## Verse 3.

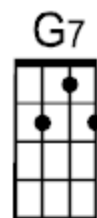
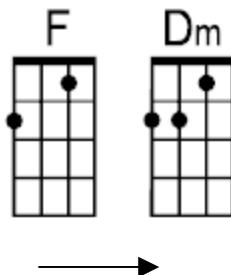
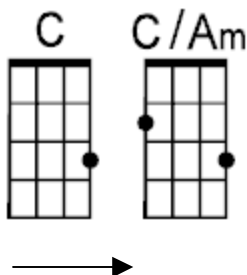
The [F] moon and stars no [C] longer shine  
The [F] dream is gone I [C] thought was mine  
There's [F] nothin' left for [C] me to do but cry-y-y over [G7]  
you [F]-[C]-[G7]

## Verse 4.

Well I [C] never felt more like [F] runnin' away  
But [C] why should I go 'cause [G7] I couldn't stay with-[F]-out  
you?  
[G7] You got me singin' the [C] blues [F]-[C]-[G7]

**\*\*Kazoo\*\*** Melody and end with [F]-[C]-[C7]

(Go back to Beginning and repeat but end after Verse 4)



# Country Roads

by John Denver

[C] Almost Heaven, [Am] West Virginia  
[G] Blue Ridge Mountains, [F] Shenandoah [C] River  
[C] Life is old there, [Am] older than the trees  
[G] Younger than the mountains, [F] blowin like a [C] breeze

## Chorus:

[C] Country Roads, take me [G] home, to the  
[Am] place I be-[F]-long  
West Vir-[C]-ginia, Mountain [G] momma,  
Take me [F] home, country [C] roads

[C] All my memories [Am] gather round her  
[G] Miner's lady, [F] stranger to blue [C] water  
[C] Dark and dusty, [Am] painted on the sky  
[G] Misty taste of moonshine,  
[F] teardrops in my [C] eyes.

[Chorus]

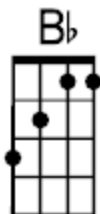
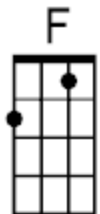
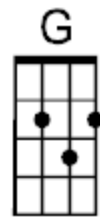
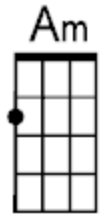
## Bridge:

[Am] I hear her [G] voice in the [C] morning hours she calls me  
The [F] radio re-[C]-minds me of my [G] home far [G7] away  
[Am] Drivin down the [Bb] road I get a [F] feelin  
that I [C] should've been home [G] yesterday, yester-[G7]-day

[Chorus: X2 and fade]



*Ukulele Arr.  
by Tavit*





# Itsy Bitsy Teeny Weeny Yellow Polka Dot Bikini

written by Paul Vance and Lee Pockriss

She was a-[A]-fraid to come out of the [E7] locker  
she was as nervous as she could [A] be  
she was afraid to come out of the [D] locker  
she was a-[A]-fraid that some-[E7]-body would [A] see  
(Two three four tell the people what she wore)

## Chorus

It was an [E7] Itsy Bitsy Teenie Weenie  
[A] Yellow Polka Dot Bikini  
[E7] that she wore for the [A] first time today  
an [E7] Itsy Bitsy Teenie Weenie  
[A] Yellow Polka Dot Bikini  
[E7] so in the locker she wanted to [A] stay

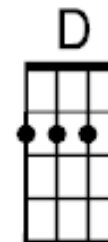
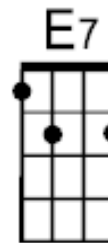
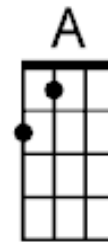
She was a-[A]-fraid to come out in the [E7] open  
so a blanket around her she [A] wore  
she was afraid to come out in the [D] open  
and so she [A] sat bundled [E7] up on the [A] shore  
(Two three four tell the people what she wore)

## Chorus

Now shes a-[A]-fraid to come out of the [E7] water  
and I wonder what she's gonna [A] do  
now she's afraid to come out of the [D] water  
and the [A] poor little [E7] girls turning [A] blue  
(Two three four tell the people what she wore)

## Chorus

(end with two quick strums: [E7] [A])



Ukulele Arr.  
by Tavit